






Textiles



STAGES OF DEVELOPMENT IN SEWING (1)

DESCRIPTION OF STAGE

ADULT SUPPORT AND RESOURCES

Threads beads/cotton reels/buttons with a lace.

Adult - Initially holds bead/cotton reel/button and encourages child to thread the lace through the hole. Progresses towards child independently threading.


Resources - Large beads/cotton reels/buttons, laces with stiffened ends.



Threads the lace randomly through holes in a card.

Adult - Holds card and guides child to the next hole. Progresses towards child threading independently.

Resources - Stiff card with large holes, laces with stiffened ends.



Shows more control using a simple running stitch on sewing cards with a lace.

Adult - Encourages child to push lace through as far as possible to enable clear pulling from the other side.

Resources - Stiff card with large holes, laces with stiffened ends.




Uses a large blunt needle (bodkin) to thread wool randomly through card.

Adult - Demonstrates how to hold the wool tight over the eye of the needle.

Resources - Large plastic needle, stiff card with large holes, wool.


*** DO NOT KNOT THE THREAD TO THE EYE OF THE NEEDLE**



Uses a simple running stitch on card with a large blunt needle (bodkin).

Adult - Guides child as to where the holes are. Encourages independence.

Resources - Large plastic needle, stiff card with large holes, wool.



STAGES OF DEVELOPMENT IN SEWING (2)

DESCRIPTION OF STAGE

ADULT SUPPORT AND RESOURCES

Sews with a metal needle and a range of fabrics.

Adult - Ensures safety with metal scissors and metal needles. Adult threads needle.
Resources - Large blunt metal needle, embroidery thread, fabric scissors, fabric, e.g. binca, hessian, felt.



Sews using a continuous 'in and out' action.

Adult - Encourages child to develop sewing 'in and out' with a continuous action.
Resources - Large blunt metal needle, embroidery thread/wool, fabric scissors, fabric, e.g. binca, hessian, felt.



Threads a needle independently.

Adult - Demonstrates how to thread, reinforces the holding technique.
Resources - Large blunt metal needle, embroidery threads.



Uses more complex stitches e.g. cross stitch, blanket stitch.

Adult - Demonstrates stitches.
Resources - Fabric, needles, threads.



Makes choices to create pieces of original work.

Adult - Encourages creativity and individuality.
Resources - Child's free choice from a wide range of resources.



STAGES OF DEVELOPMENT IN WEAVING

DESCRIPTION OF STAGE

ADULT SUPPORT AND RESOURCES


Weaves using the body e.g. playing 'In and out the dusky bluebells.'

Adult - Models how to play the game.
Resources - Space for a group of children.



Weaves randomly with materials.

Adult - Models and encourages 'in and out' movement.
Resources - Florist ribbon, strips of fabric, large open weave materials e.g. trellis, fence, railings.



Weaves 'in and out' vertically using materials.

Adult - Models and encourages 'in and out' movement.
Resources - Florist ribbon, strips of fabric, large open weave materials e.g. trellis, fence, railings.



Weaves around a frame in a circular movement.

Adult - Models and encourages 'in and out' movement.
Resources - God's eye frame (lollysticks), wool, bicycle wheel, ribbon, twigs.



Weaves in and out horizontally on a smaller frame.

Adult - Models and encourages 'in and out' movement. Introduces vocabulary - *loom* (weaving frame), *shuttle* (toggle which the wool is wrapped around).
Resources - Wool, ribbons, strips of fabric, pre-prepared cardboard loom, cardboard shuttle, rug frame.

