



# Ysgol Bro Tryweryn

PART OF THE PIONEER SCHOOLS' NETWORK

PROFESSIONAL LEARNING SCHOOL



A rural school in the village of Frongoch near Y Bala.

Pupils on roll: 57

Number of teacherS: 3

Majority of pupils come from an agricultural background.



<http://ysgolbrotryweryn.co.uk/>



@Ysg\_BroTryweryn

# Our project – preparing for the new curriculum

...New Deal conferences discuss Professor Donaldson's recommendations – Head teacher shares this vision with all other teachers

...new curriculum for September 2018 is looming

## Why?

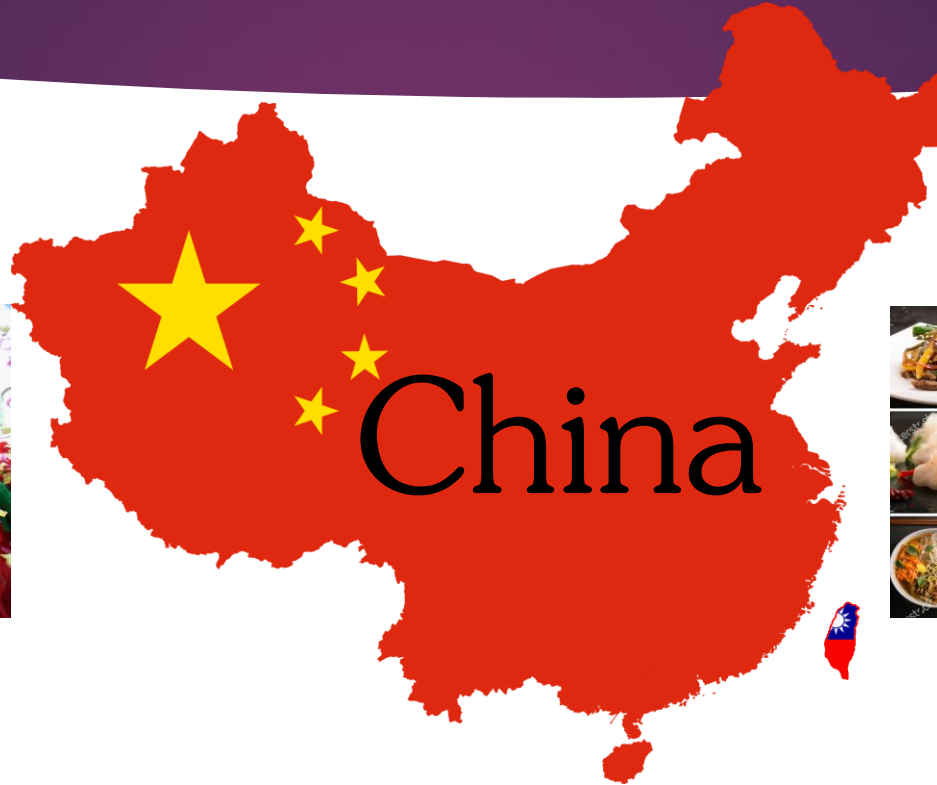
...young, enthusiastic and adventurous teachers

...looking at one another's schemes – eager to adapt and move the school forwards

Foundation Phase is already successful here, why not roll out the skills to KS2



# Deciding on a half term topic for the whole school



A topic which lends itself to much cross-curricular creative work



# Looking at each other's schemes

Once FP and KS2 teacher had looked at each other's schemes, a decision was made to follow up on the thematic success of the FP and roll this out to weekly activities from year 3 to 6, in preparation for the new curriculum.

Ysgol Bro Tryweryn			
Taflen gofnodi gweithgareddau - Dyddiad: Ionawr 23 <sup>ain</sup> - 3 <sup>ydd</sup> o Chwefror			
Ardal Darganfod	Gweithgareddau	Sgiliau i'w datblygu	Adnoddau
Sblsh Sblsh	Creu model o ddraig i ddathlu bliwyddyn newydd China.	Datblygu dealltwriaeth o ddylunio, lliwiau a phatrwm. <span>E P M Cy S Co Cr</span>	Offer ailgylchu Templed wyneb draig
Dwylo Prysur	Creu draig wrth fynd o amgylch siâp eich dwylo ar bapurau lliwgar.	Cymysgu, siâpio a threfnu deunyddiau i greu delweddau eu hunain. <span>E P M Cy S Co Cr</span>	Papur lliwgar Templed wyneb draig
Swyddfa	Tynnwch lun ddathtliadau'r flwyddyn newydd yn China. BL 1 a 2 Ysgrifennwch frawddegau i ddisgrifio'r llun. BL D - Copio brawddeg am y llun.	Defnyddio llawysgrifen briodol a thaciws i'w hoedran. Ffurio priflythrennau a llythrennau bach yn gywir ac yn gyson o ran eu maint <span>E P M Cy S Co Cr</span>	Llyfrau gwylbodaeth China. Papur ffrâm China.
Dŵr / Tiywod	Chwarae Rhydd.	Defnyddio amrywiaeth o ddeunyddiau ac offer i arbrofi a datrys problemau. <span>E P M Cy S Co Cr</span>	Offer tiywod
Sain a Miwsig	Dewch i wrando ar gân a stori Ynyr yr Ysgyfarnog ag Robin Robot	Gwrando ar amrywiaeth o storïau ac ymateb yn briodol. Dangos ddordeb mewn llyfrau. Canu ystod o ganeuon gydag eraill. <span>E P M Cy S Co Cr</span>	Ffrindiau'r Wyddor - Hwib
Cornel Llythren yr Wythnos	Dewch i ymarfer ffurfio "y" a "r". BL2 - creu rhestr o 15 gair yr un. BL1 - 5 Llun a gair BLD - ymarfer ffurfio "u" ac "r" un gywir.	Defnyddio geiriadur. Defnyddio'r gwylbodaeth o sillafau i sillafu geiriau â sawl sillaf <span>E P M Cy S Co Cr</span>	Gwrthrychau llythren yr wythnos Papur rhestr
Bys a Bawd	Ysgrifennu'r gair China ar fyrddau pin mewn lliw coch.	Datblygu sgiliau llawdriniol manwl. Defnyddio a thrin ystod o declynnau. <span>E P M Cy S Co Cr</span>	Byrddau pin, pinau coch

Wythnos: 1 a 2	Dyddiad	Tachwedd 7 <sup>ed</sup> - 18 <sup>ed</sup>
1. Sblsh Sblsh: Peintwch Faner China.		
2. Dwylo Prysur: Torrwch jig-sot gwledydd y Byd yn ofalus. Gludwch y darnau yn nŷ yn gywir. Ble mae China?		
3. Swyddfa: Dewch i ysgrifennu neges ar sgôr i ffrind gan ddefnyddio'r wyddor China. Ydych chi gallu deall eich neges?		
4. Ardal 1 2 3: Edrychwch ar arian China. Pa bapurau fyddwch angen i brynu'r bennau?		
5. Ffrindiau'r Wyddor: Dewch i wrando ar gân a stori Jin Jiraff ag Urien yr Udfil iadu eich enw gyda lego du.		
6. Adaeladu Tu Mewn Edrychwch ar siâp llythrennau eich enw yn Wyddor China. Celsiwch adaeladu.		
7. Adaeladu Tu Allan: awyren i hedfan i China		
8. Cornel Ddarlwr: Dewch i ddarlun llyfrau am China. Tystad pa ffeithiau allwch eu dangos? Ysgrifennwch 5 ffeith newydd.		
9. Cyfrifiadur: BL2 Ysgrifennwch gerdyn Post o Shanghai - Purple Mash BL1 a Derby: Tynnwch lun baner China, ar 2 Paint ysgrifennwch frawddeg amdani.		
10. Rhestr llythren yr Wythnos: Dewch i ymarfer ffurfio "f" a "t".		
11. Burdd Gwyn: Dewch i dynnu lliniau teimladau gwahanol ar y Burdd Gwyn. Allwch chi ddefnyddio lliwiau a ffordd gwahanol?		
12. Siâlci: eich enw mewn symbolau		
13. i-pads: Dewch i triciau a chlic i ddysgu cân "f" a "t" ac ymarfer ffurfio'r gywir.		
14. Bys a Bawd: Gysia chopsticks, codwch y "mwydyl" o un bocsi i'r llall. Atsewch eich hunain i weid pa mor gyflwyn allwch chi wneud!		
15. Tu Allan: Gêm - dal 7 darn!		
16. Tŷ bach twt - sut mae chwarae yn hapus a chlen.		
17. Byd Bach: Bwyty Bro Tryweryn - Dewch i wiaio fyfyr a pharatoi bwydydd o China i'ch ffrindiau.		



# The schemes - across KS2

## Ardal Ddigidol



**Success criteria: Create a short video about the great fire of London using the green box**

- I have managed to plan the video as a group
- I have used good English language
- I have edited the video

**Success criteria: Create a short video about the great fire of London using the green box**

- I have managed to plan the video as a group
- I have used good English language
- I have edited the video

**Success criteria: Create a short video about the great fire of London using the green box**

- I have managed to plan the video as a group by making good use of storyboard
- I have used good English language in order to report the story
- I have edited the video by adding some effects e.g. Intro music

**Success criteria: Create a short video about the great fire of London using the green box**

- I have managed to plan the video as a group by making good use of storyboard
- I have used good English language in order to report the story
- I have edited the video by adding some effects e.g. Intro music

Grŵp blwyddyn		Ffiliarth/cwricwlwm
Blwyddyn 3		<ul style="list-style-type: none"> <li>• Keep in role and support others in role play</li> <li>• organise what they say so that listeners can understand, e.g. emphasising key points, sequencing an explanation</li> </ul>
Blwyddyn 4		<ul style="list-style-type: none"> <li>• explain information and ideas using supportive resources, e.g. on-screen and web-based materials</li> <li>• organise talk so that different audiences can follow what is being said, e.g. giving background information, providing a brief summary of main points</li> </ul>
Blwyddyn 5		<ul style="list-style-type: none"> <li>• explain information and ideas, exploring and using ways to be convincing, e.g. use of vocabulary, gesture, visual aids</li> <li>• explore issues and themes through role play</li> </ul>
Blwyddyn 6		<ul style="list-style-type: none"> <li>• explore challenging or contentious issues through sustained role play</li> <li>• speak clearly, using formal language, varying expression, tone and volume, to keep listeners interested</li> </ul>

Here is an example of a scheme for one of the areas within the topic. SC have been differentiated at four levels to accommodate the ability range in class, where every pupil has been assigned a specific colour group (from year 3 to 6).

Work is differentiated at the child's ability – a MAT child from Year 3 can be in the same group as a child in Year 5.

See above for breakdown of four year groups, the numeracy and literacy skills to be developed in the area and also the associated ICT skills.

Year 3 literacy framework 3

Year 5 literacy framework

Year 4 literacy framework

Year 6 literacy framework

## Example of area: Writing area

**Task:** Create and write a post card from China to your friend or family member living in Wales

### Writing

- use vocabulary related to the topic or context of subject
- use standard forms of verbs relevant to a context

### Writing

- vary the order of words, phrases and clauses in sentences
- use the standard form of a variety of verbs, e.g. present, past, negative forms

### Writing

- use the standard form of a variety of verbs, e.g. present, past, negative forms
- organise writing into sequences or sections

### Writing

- use the standard form of a variety of verbs, e.g. present, past, negative forms
- write a presentation that establishes context, with appropriately ordered points

# Example of Foundation Phase activities...



Chinese restaurant


Studying the art of patterned plates



Constructing an aeroplane to fly to China



Building the Great Wall of China





Handling  
money and  
taking orders  
at the  
restaurant



Designing  
lanterns

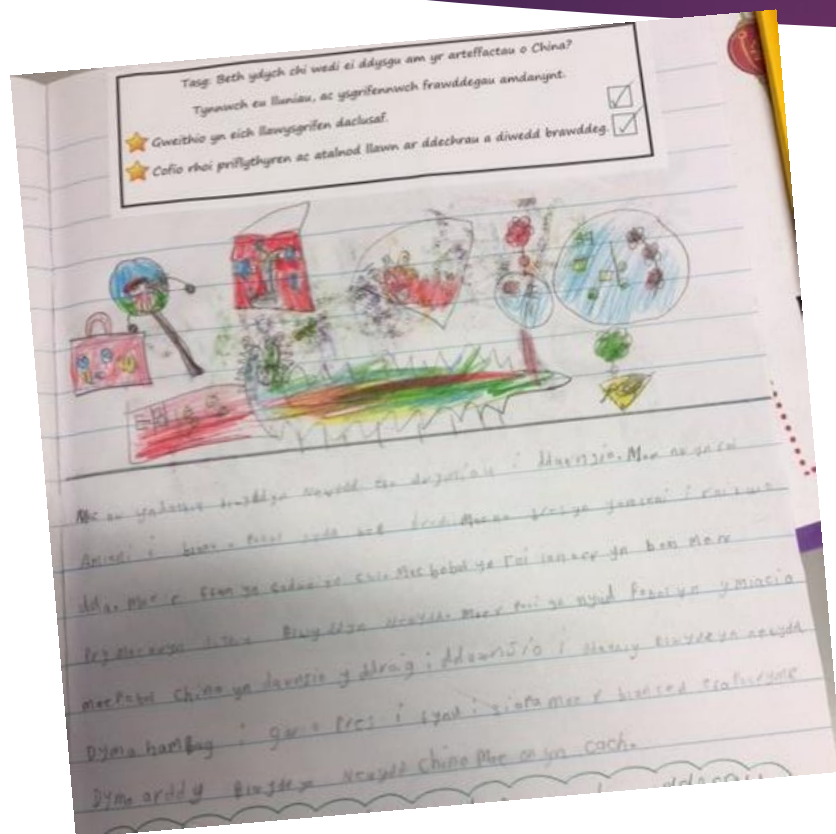


Preparing a  
presentation  
on Chinese  
artefacts



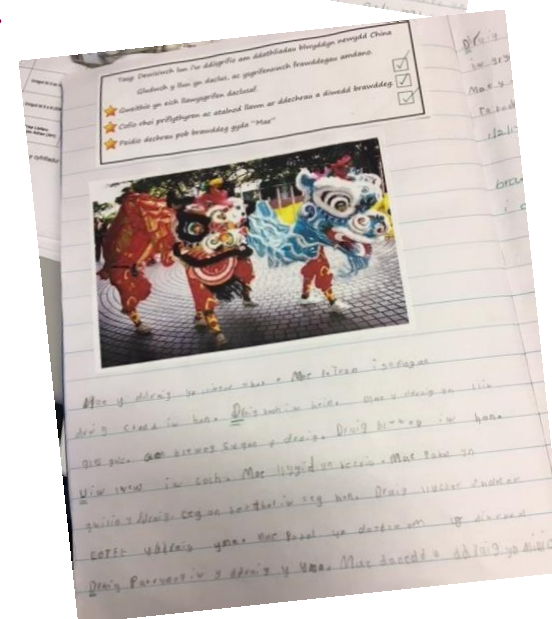

Serving traditional  
Chinese food

# Writing opportunities in the Foundation Phase

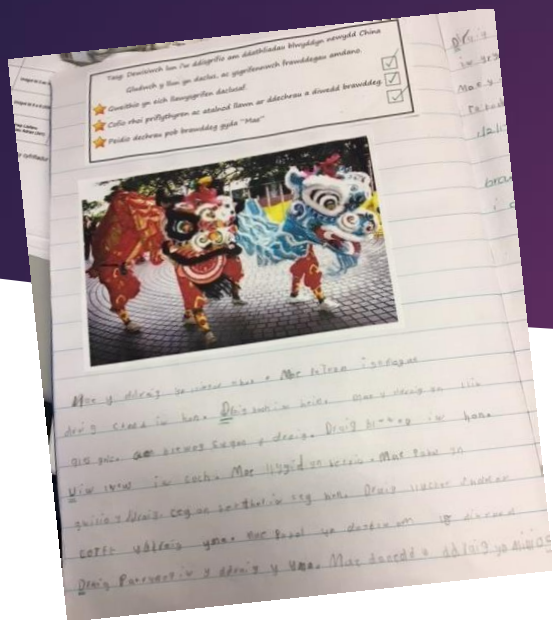


How do the Chinese celebrate the new year?

Descriptive work on Chinese artefacts







\* Video \*



# Factsheets on China

## Purple Mash





# Names of the areas in Key Stage 2

Digital  
area

Science  
area

Crafts  
area

Creating  
area

Writing  
area

The world  
around us  
area

Number  
area

Creative  
area

Reading  
area

# Key Stage 2 Displays



China! China! China!





# Number Area:

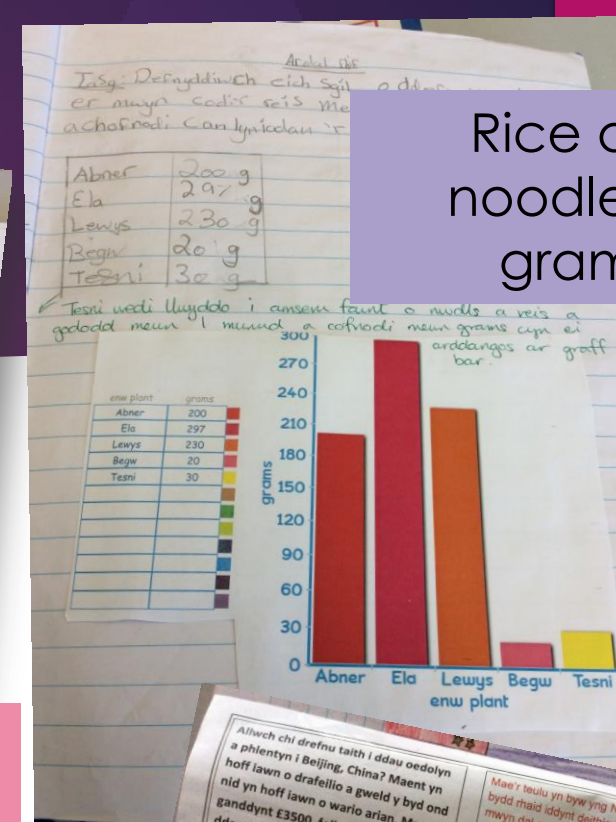
Length and  
converting  
distances



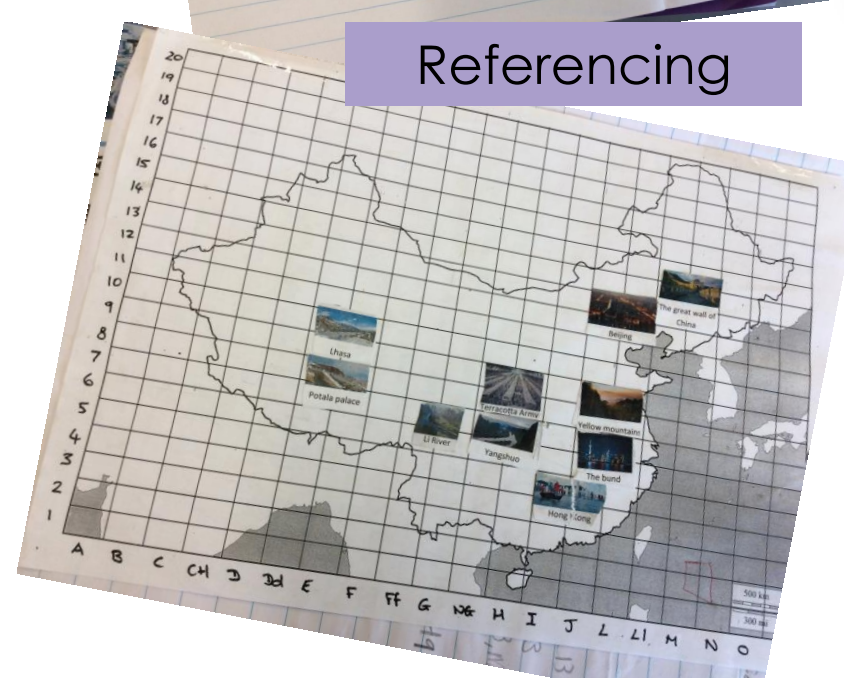
Asia's area



Rice and  
noodles in  
grams

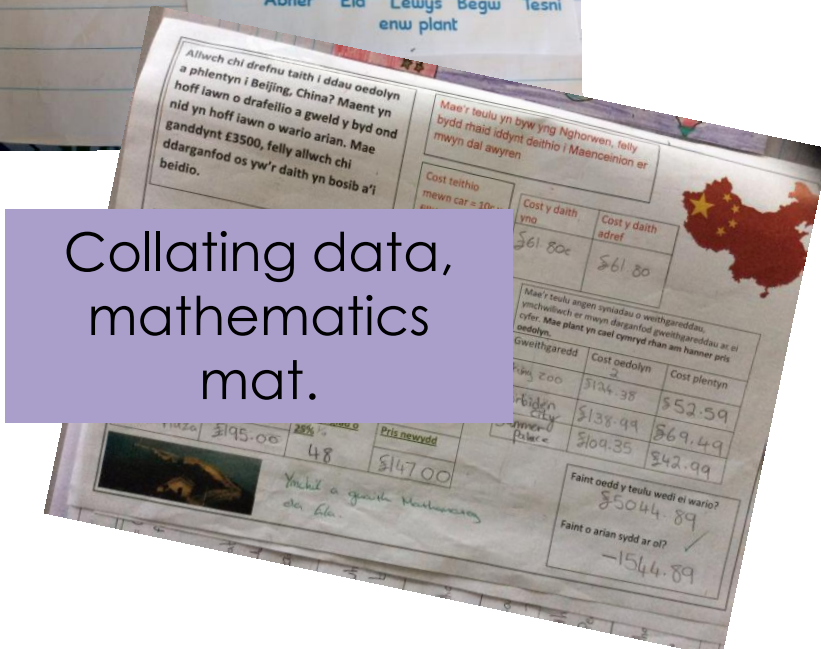


Referencing



Here, number is the main element of the task - referencing, graphing data and organising a trip for a family to China. However, geographical skills do play a part e.g. map work, countries and continents.

Collating data,  
mathematics  
mat.





# Numeracy across the curriculum

When required by the task – we extend pupils' number skills

Numeracy Framework:

**Weight/mass: using weights of 5g, 10g and 100g**



Numeracy Framework: **Timing activities in minutes and seconds**



**The Task:** How much rice can you pick up from the scales using chopsticks?!

Remember to record the results and convert into a graph.



Numeracy Framework:  
**Present data using:**  
– lists, tallies, tables and diagrams.

One task ticks the skills:

Number Framework



Digital Competence Framework - j2 graph programme on Hwb



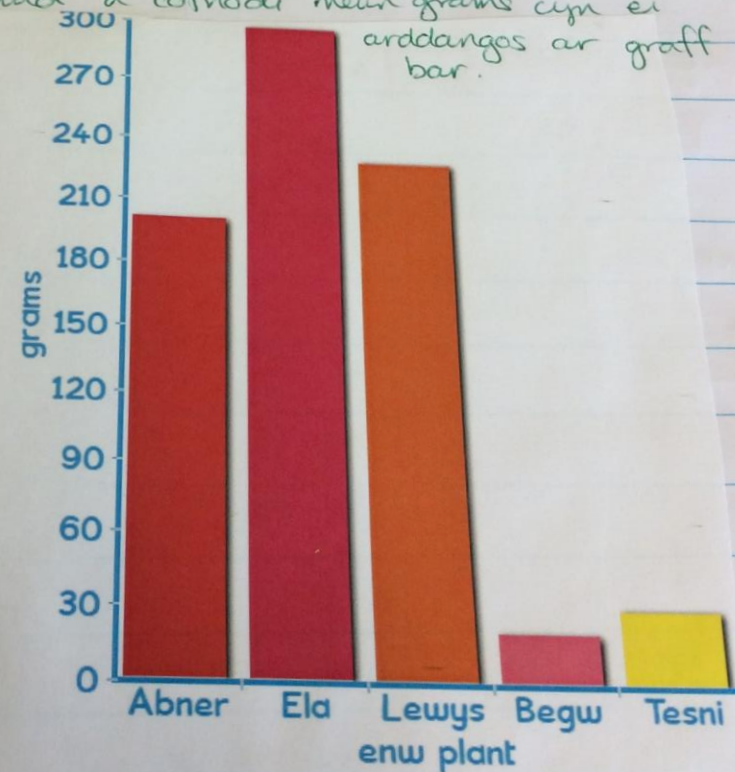
Arabul die  
Tasg: Defnyddiwch eich sgîl a ddefnyddio chopsticks  
er mwyn codi'r reis mewn i'r gŵrian  
achosfodi canlynionau'r grŵp mewn graff

Abner	200 g
Ela	297 g
Lewys	230 g
Begw	20 g
Tesni	30 g

1 kg = 1000 g  
 $\frac{1}{2}$  kg = 500 g  
 $\frac{1}{4}$  kg = 250 g  
 $\frac{3}{4}$  kg = 750 g ✓

✓ Tesni wedi llyyddo i anseu faint o nudds a reis a  
gododd mewn 1 munud a cofnodi neu'n grams cyn ei  
arddangos ar graff bar.

enw plant	grams
Abner	200
Ela	297
Lewys	230
Begw	20
Tesni	30


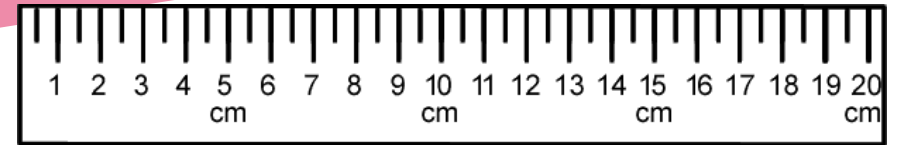
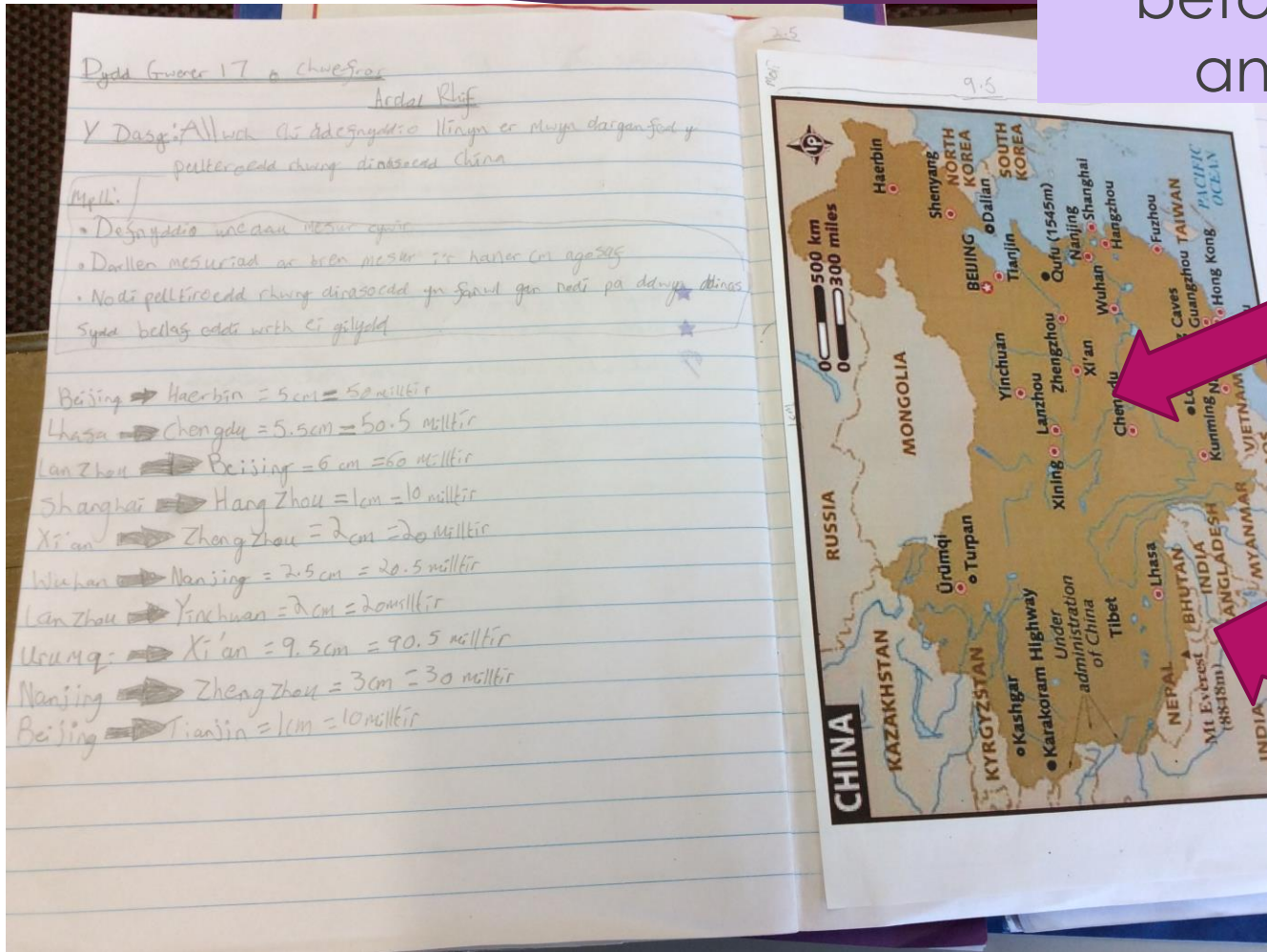


# Other examples of number tasks across the curriculum

**The task:** finding distances of areas in China from each other: measuring in cm and mm before converting to km, organising the answers to find the furthest/nearest.

Measuring skill: using a rule to measure to the nearest mm and recording using a mixture of units e.g. 1cm 3mm

Using conversions





# Writing Area

Spread

Wash

ASDA

Put

Divide

Save



Create and write a post card from China to your friend or family member living in Wales.

- Write a **recipe** to create Chow Mein Chicken for 4 adults.
- How much will it cost? Go on "ASDA online" to buy the ingredients – try and grab the best bargain for the class!

1 for £2.50 or the offer - 2 for £4.90?

£15 budget – don't spend any more!

# Creative area

Following the  
tale of Patterned  
Plates and  
recreating



\* Video \*



Opportunity to  
create a Chinese  
dance –  
composing a  
melody before  
creating a  
dance to  
accompany the






# Creating area




**The task:** Working in groups – cooperating and working in a team to create a dragon for the Chinese dance!



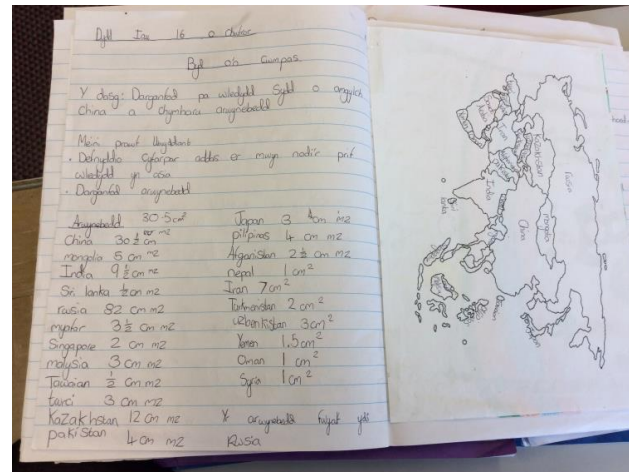
# The world around us



Pupils' work seen here, where more than one area has been covered. Pupils are expected to read a map of China/Asia and use the key to find the distances of Chinese cities from one another.



Map of Asia used to find other countries surrounding China. Mathematics then used to find the area of Asian countries.



Pupils had to use their referencing skills to plot Chinese destinations on a map.

# Digital Area

**The task:** Using iMovie to present the history of China as a video

## **Digital Competence Framework:**

Develop strategies for finding information using key words and techniques.



## **Digital Competence Framework:**

Choose and combine a range of text, image and sound, animation and video to produce an outcome for selected purposes; using software methods to improve results for specific audiences.



# A Chinese meal to round it all off!



All members of staff joining in!

A few attempting to eat with chopsticks!



Whole school celebrations



# Just the start...

## Evaluation

- ▶ In retrospect, a number of the curriculum skills were successfully covered by KS2 pupils.
- ▶ All pupils thoroughly enjoyed the tasks in the areas – and have shown good progress in their work.
- ▶ An element of independent working, and group work, was very effective.

## Next steps?

- ▶ Develop the schemes for a new topic – incorporate new skills.
- ▶ Fine tune and improve aspects of cross-curricular planning.

By now...

Number area

Ardal rhif

Dyma deulu Hedd Wyn ond mae dau ar goll ...

Cati Evans	Mari Evans	Deddfyd Evans	Mary Evans
------------	------------	---------------	------------

Enw	Blwyddym genl	Blwyddym marwolaeth	Oedran marwolaeth
Evans Evans (Tad)	1854	1942	
Mary Evans (Mam)	1865	1950	
Ellis (Hedd Wyn)	1887	1917	
Deddfyd	1900		30

Uwchaleuach y gwledydd oedd yn ymleddd yn y rhyfel byf syntaf

Lliw/Rhif	Enw'r wlad	Prif ddinas	Poblogrdd

Dyma fap o'r a'u thaf o'r

Pa dasgau ydych chi wedi gwblhau?

Enw	Ardal ddigidol	Ardal y byd o'n cwmpas	Ardal rhif	Ardal greadigol	Ardal ysgrifennu
Elan					
Nel M					
Sioned					
Gwen					
Ela					
Elen					
Llyr					
Mathew					
Ken					
Jamie					
Hari					

Enw	Ardal ddigidol	Ardal y byd o'n cwmpas	Ardal rhif	Ardal greadigol	Ardal ysgrifennu
Elan					
Nel M					
Sioned					
Gwen					
Ela					
Ellen					
Llyr					
Mathew					
Ken					
Jamie					
Hari					

# Number area

## Ardal rhif

Dyma deulu Hedd Wyn ond mac dau ar goll ...

Eile Evans (afodd Wyn)

Mary Evans (Mam)

Enid Evans

Enw	Blwyddyn geni	Blwyddyn marwolaeth	Oedran marwolaeth
Evan Evans (Tad)	1854	1942	
Mary Evans (Mam)	1865	1950	
Eli (Hedd Wyn)	1887	1917	
Dafydd	1888		30
Mary		1960	71
Cati		1969	78
Magi	1895	1958	
Ann	1903		31
Bob	1898	1977	
Evan	1901		83
Sarah	1894		3
Llywelyn		1897	5
Enid	1907	1995	

Cwestiwn 1 = Rhwybyddwch enwau ym y llun yma a phennuich bled ym mroddol hyn?

Cwestiwn 2 = Beth oedd afyrraethedd (symed) yr oedran marwolaeth o Ewain y teulu?

Dafydd oedd bapur craff ar ymgen plisio ystod oedran marwolaethu-

**Ardal rhif**

**Dyma deulu Hedd Wyn ond mae dau ar  
goll ...**

Ceti Evans	Magi Evans	Defydd Evans	Mary Evans
------------	------------	--------------	------------



Evan Evans	Ann Evans	Bob Evans	Evan Evans (Tad)
------------	-----------	-----------	------------------

**Question 1 - Pwy ydd ar goll yn y llun yma a pham eich bod yn meddwl hyn?**

**Cwestiwn 2 – Beth oedd cyfarfodd (cymedr) yr oedran marwolaeth o fewn y teulu?**

**Defnyddiwyd bapur graff er mwyn plotio ystad oedran marwolaeth:**

Enw	Blwyddyn gani	Blwyddyn marwolaeth	Oedran marwolaeth
Evan Evans (Tad)	1854	1942	
Mary Evans (Mam)	1865	1950	
Eliis (Hedd Wyn)	1887	1917	
Dafydd	1888		30
Mary		1960	71
Cati		1969	78
Magi	1895	1958	
Ann	1903		31
Bob	1898	1977	
Evan	1901		83
Sarah	1894		3
Llywelyn		1897	5
Enid	1907	1995	

[illegible]

# Writing area

## Hwb

### Digital Learning for Wales

[View more](#)
[Log in](#)
[Help](#)

[Cymwng](#)

[Home](#)
[Resources](#)
[Events](#)
[Community](#)
[e-Safety](#)

[Your News Feed](#)
[More](#)

**Astro Antics: Welsh second language stories and songs for key stage one**

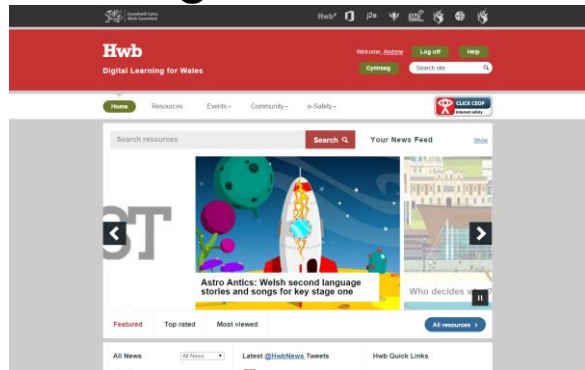
**Who decides?**

[Featured](#)
[Top rated](#)
[Most viewed](#)

[All News](#)

[Latest @hwbNews Tweets](#)

[Hwb Quick Links](#)



Dyma fap o Drawsfynydd heddiw- defnyddiwrch raglwn gyfrifiadurol er mwyn ail greu'r map hwn a'i argraffu – ymchwilwch ac ychwanegwch symbolau OS hefyd.

**Digital area**

**Creative a**